

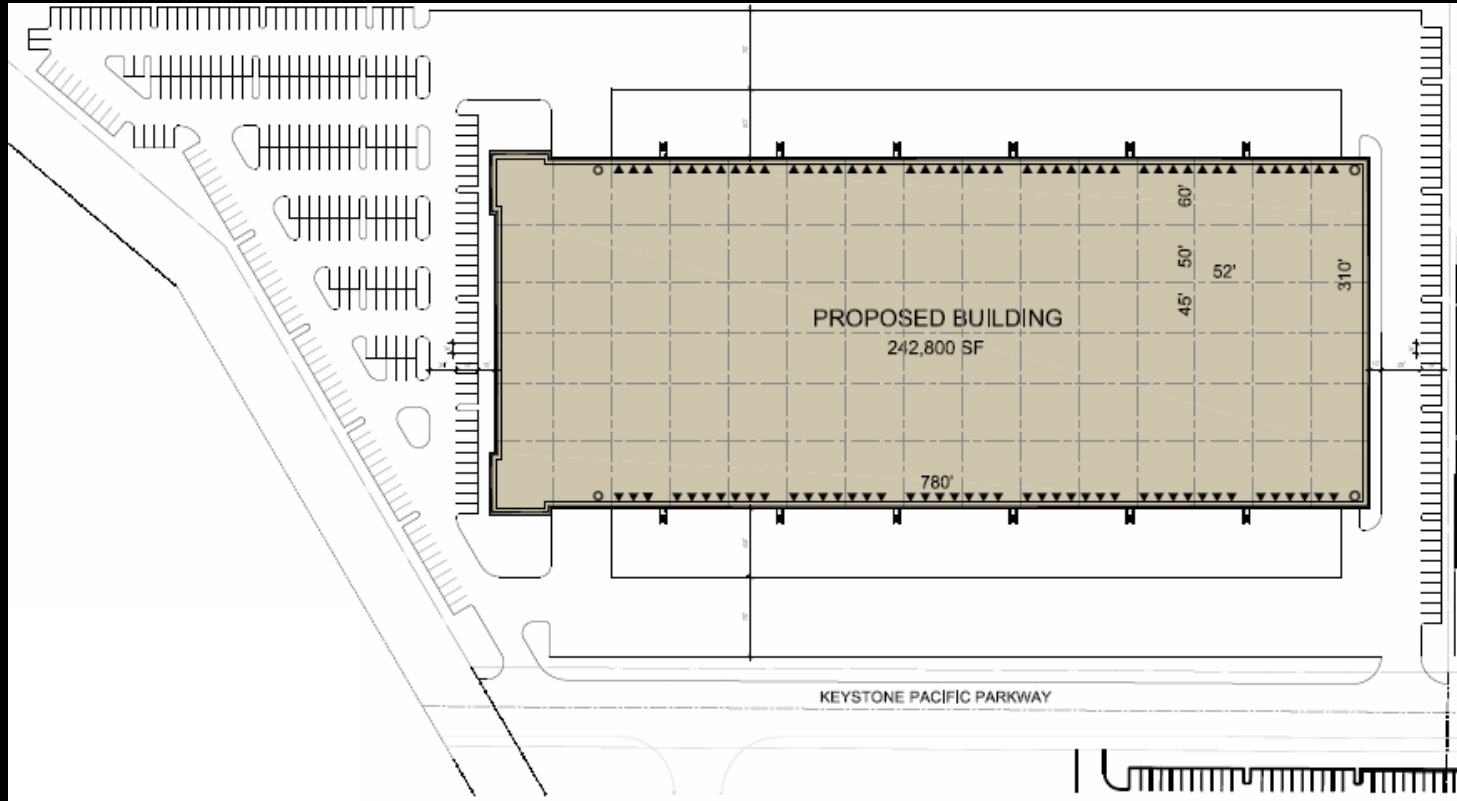
KEYSTONE PACIFIC BUSINESS PARK

PATTERSON, CALIFORNIA

±242,800 SF

±14.5 ACRES

PROPOSED BUILDING



PROPERTY FEATURES:

- Building: ± 242,800 SF
- Crossload design
- ± 14.5 Acres
- Building Dimensions: ± 780' X ± 310'
- Clear Height: To Suit
- Grade Level Doors: 4
- Dock Doors: 88
- Power: To Suit
- Coverage Ratio: 38%
- Columns: 50' x 52'
- Speed Bay: 60'
- Parking: 320 Stalls
- Tuck Apron: 60'
- Truck Staging Area: 130'
- State Enterprise Zone

For more information, contact:

KEVIN DAL PORTO

T 209.476.2952

Kevin.dalporto@cbre.com

BLAKE RASMUSSEN

T 209.476.2954

Blake.rasmussen@cbre.com

RYAN MCSHANE

T 209.476.2910

Ryan.mcshane@cbre.com

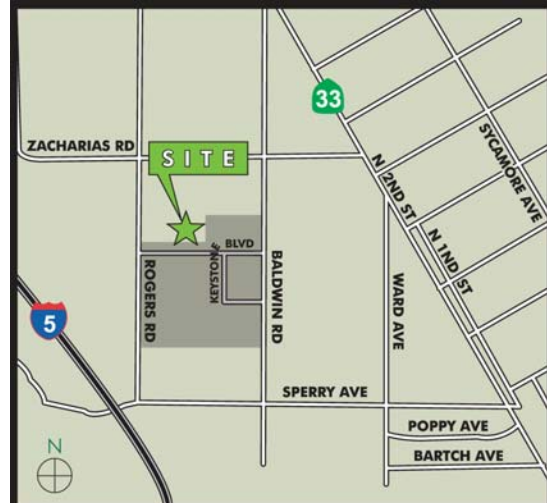
CB Richard Ellis

1776 W. March Ln., Ste. 170

Stockton, CA 95207

T 209.473.7800

F 209.476.2960



CBRE
CB RICHARD ELLIS



KEYSTONE PACIFIC BUSINESS PARK

PATTERSON, CALIFORNIA

±242,800 SF

±14.5 ACRES



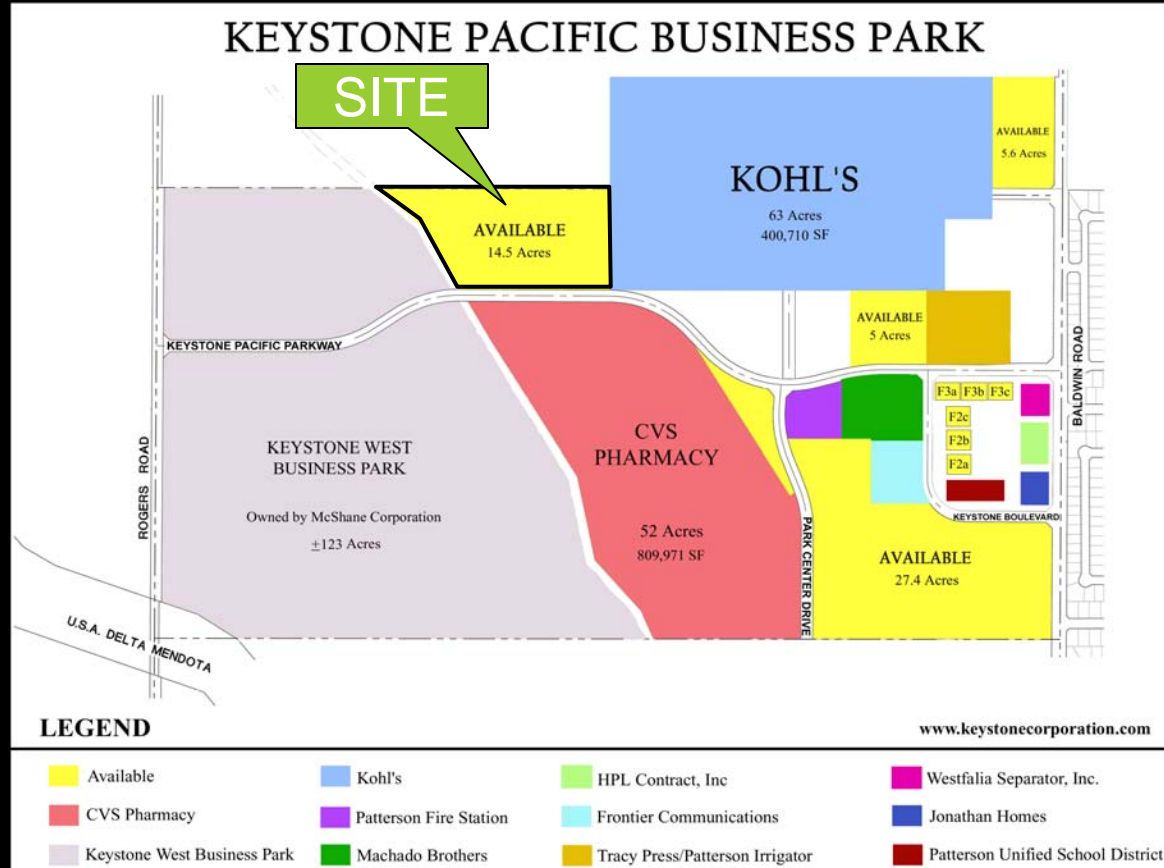
For more information, contact:

KEVIN DAL PORTO
T 209.476.2952
Kevin.dalporto@cbre.com

BLAKE RASMUSSEN
T 209.476.2954
Blake.rasmussen@cbre.com

RYAN MCSHANE
T 209.476.2910
Ryan.mcshane@cbre.com

CB Richard Ellis
1776 W. March Ln., Ste. 170
Stockton, CA 95207
T 209.473.7800
F 209.476.2960



© 2008 CB Richard Ellis, Inc. The information above has been obtained from sources believed reliable. While we do not doubt its accuracy, we have not verified it and make no guarantee, warranty or representation about it. It is your responsibility to independently confirm its accuracy and completeness. Any projections, opinions, assumptions or estimates used are for example only and do not represent the current or future performance of the property. The value of this transaction to you depends on tax and other factors which should be evaluated by your tax, financial and legal advisors. You and your advisors should conduct a careful, independent investigation of the property to determine to your satisfaction the suitability of the property for your needs.

CBRE
CB RICHARD ELLIS